


24 Projects Using Shop Made Jigs: Elevate Your Woodworking Craftsmanship

Welcome to the world of woodworking, where precision and creativity intertwine. In this captivating book, 24 Projects Using Shop Made Jigs, you'll embark on an extraordinary journey to unlock your woodworking potential and achieve exceptional results.

The Power of Jigs

Jigs, the unsung heroes of woodworking, are essential tools that guide your cuts, ensuring accuracy, consistency, and reduced waste. With the help of jigs, you can tackle even the most complex projects with confidence, knowing that your measurements and cuts will be precise.



Chairmaking Simplified: 24 Projects Using Shop-Made Jigs (Popular Woodworking) by Kerry Pierce

★★★★☆ 4.1 out of 5

Language : English
File size : 12190 KB
Text-to-Speech : Enabled
Screen Reader : Supported
Enhanced typesetting : Enabled
Print length : 193 pages



Project Index

1. **Handsaw Crosscut Box Joint Jig:** Create perfectly aligned crosscut box joints for sturdy and aesthetically pleasing boxes.

2. **Simple Crosscut Tapering Jig:** Taper your boards with ease and precision for elegant furniture legs or picture frames.
3. **Router Dovetail Jig:** Master the art of dovetail joinery with this user-friendly jig, ensuring a strong and durable bond.
4. **Miter Saw Crosscut Sled:** Achieve consistent and precise crosscuts on your miter saw, ideal for picture frames, moldings, and more.
5. **Table Saw Featherboard:** Enhance safety and control while cutting on your table saw with this adjustable featherboard.
6. **Drill Press Circle Jig:** Create perfect circles and arcs with varying diameters using this versatile drill press jig.
7. **Spindle Sander Angle Jig:** Sand spindles and other cylindrical objects at precise angles for a smooth and professional finish.
8. **Bandsaw Box Cutting Jig:** Cut perfect boxes on your bandsaw, ensuring accurate dimensions and clean edges.
9. **Table Saw Tenon Jig:** Cut precise tenons for strong and durable joints, ideal for furniture making and cabinetry.
10. **Router Inlay Jig:** Inlay contrasting woods or materials with precision, creating stunning decorative accents.
11. **Biscuit Joiner Jig:** Reinforce joints with concealed biscuits, ensuring long-lasting strength and durability.
12. **Clamping Miters Jig:** Secure mitered joints firmly and accurately for a seamless fit and professional finish.
13. **Router Edging Jig:** Add elegant edges to your projects with this versatile router edging jig.


14. **Table Saw Box Joint Jig:** Create strong and attractive box joints on your table saw, ideal for boxes, drawers, and more.
15. **Miter Saw Angle Jig:** Cut precise angles on your miter saw with the assistance of this adjustable angle jig.
16. **Scroll Saw Curved Inlay Jig:** Intricate curved inlays become effortless with this specialized jig for scroll saws.
17. **Table Saw Dado Jig:** Cut precise dados for shelves, grooves, and joinery with ease and accuracy.
18. **Spindle Sander Duplicating Jig:** Replicate intricate shapes and curves on your spindle sander, ensuring perfect matches.
19. **Bandsaw Resaw Jig:** Resaw thick lumber into thin veneers, expanding your woodworking possibilities.
20. **Table Saw Bevel Cutting Jig:** Make precise bevel cuts on your table saw for roofing, picture frames, and more.
21. **Router Table Fence:** Enhance the versatility of your router table with a sturdy and adjustable fence.
22. **Table Saw Miter Gauge:** Achieve precise miter cuts on your table saw with a customized miter gauge.
23. **Bandsaw Radius Cutting Jig:** Cut intricate radius curves on your bandsaw, unlocking endless design possibilities.
24. **Router Profile Cutting Jig:** Shape and contour your projects with precision using this versatile router profile cutting jig.

Benefits of Using Jigs

- **Enhanced Accuracy:** Jigs guide your tools, ensuring precise measurements and cuts.
- **Increased Consistency:** Create identical parts with ease, resulting in a professional and cohesive look.
- **Time Savings:** Eliminate guesswork and reduce setup time, allowing you to focus on creating.
- **Safer Cuts:** Jigs keep your hands further away from blades, minimizing the risk of injuries.
- **Waste Reduction:** Accurate cuts result in less waste, saving you money on materials.

24 Projects Using Shop Made Jigs is an invaluable resource that will empower woodworkers of all skill levels to achieve exceptional results. By incorporating these jigs into your workshop, you'll elevate your craftsmanship, tackle more ambitious projects, and transform your woodworking journey into a source of pride and fulfillment.

Free Download your copy today and embark on a woodworking adventure like never before!




Chairmaking Simplified: 24 Projects Using Shop-Made Jigs (Popular Woodworking) by Kerry Pierce

★★★★☆ 4.1 out of 5

Language : English
 File size : 12190 KB
 Text-to-Speech : Enabled
 Screen Reader : Supported
 Enhanced typesetting: Enabled
 Print length : 193 pages

FREE

DOWNLOAD E-BOOK



New Philosophy Henri Bergson: A Revolutionary Approach to Understanding Reality

In his groundbreaking work, New Philosophy Henri Bergson, the renowned philosopher challenges traditional notions of time, space, and reality....



Discover the Secrets of Optimal Health with "The Healthy Life Cook 2nd Edition"

Preface: Embark on a Transformative Culinary Journey Welcome to the world of "The Healthy Life Cook 2nd Edition," an indispensable culinary companion designed to empower...