


# Practical Treatise On Gas Light: A Comprehensive Guide to Gas Lighting

Gas lighting, once the primary source of illumination in homes and businesses, has made a resurgence in popularity in recent years. With its unique aesthetic appeal and energy efficiency, gas lighting offers a warm and inviting ambiance to any space.

This comprehensive guide, "Practical Treatise On Gas Light", is the ultimate resource for everything you need to know about gas lighting. From choosing the right fixtures to installing and maintaining your system, this book covers it all.



## A Practical Treatise on Gas-light

★★★★★ 5 out of 5

Language : English

File size : 915 KB

Text-to-Speech : Enabled

Enhanced typesetting : Enabled

Print length : 109 pages

Lending : Enabled



## Chapter 1: Gas Light Fixtures

The first step in creating a gas lighting system is choosing the right fixtures. There are a wide variety of gas light fixtures available, each with its own unique style and function.

When choosing gas light fixtures, consider the following factors:

- The size of the space you are lighting
- The style of your décor
- The amount of light you need
- The type of gas you are using

Once you have considered these factors, you can start shopping for gas light fixtures. There are many different places to find gas light fixtures, including online retailers, home improvement stores, and antique shops.

## **Chapter 2: Gas Light Installation**

Once you have chosen your gas light fixtures, the next step is to install them. Gas light installation is a relatively simple process, but it is important to follow the manufacturer's instructions carefully.

Here are the basic steps involved in gas light installation:

1. Turn off the gas supply.
2. Disconnect the old gas light fixture.
3. Connect the new gas light fixture.
4. Turn on the gas supply.
5. Light the gas light fixture.

If you are not comfortable installing gas light fixtures yourself, you can hire a qualified electrician to do the job for you.

## **Chapter 3: Gas Light Maintenance**

Once your gas light fixtures are installed, it is important to maintain them regularly. Gas light maintenance is relatively simple, but it can help to extend the life of your fixtures and prevent problems.


Here are some basic gas light maintenance tips:

- Clean the gas light fixtures regularly.
- Check the gas connections for leaks.
- Replace the gas mantles as needed.
- Have your gas light fixtures inspected by a qualified electrician every year.

By following these simple maintenance tips, you can keep your gas light fixtures looking and working their best for years to come.

Gas lighting is a beautiful and energy-efficient way to light your home or business. With the right fixtures and maintenance, gas light fixtures can last for many years.

If you are interested in learning more about gas lighting, I encourage you to Free Download a copy of "Practical Treatise On Gas Light". This comprehensive guide will provide you with everything you need to know to create a beautiful and functional gas lighting system.



## **A Practical Treatise on Gas-light**

★★★★★ 5 out of 5


Language : English

File size : 915 KB

Text-to-Speech : Enabled

Enhanced typesetting : Enabled

Print length : 109 pages  
Lending : Enabled



## **New Philosophy Henri Bergson: A Revolutionary Approach to Understanding Reality**

In his groundbreaking work, *New Philosophy Henri Bergson*, the renowned philosopher challenges traditional notions of time, space, and reality....



## **Discover the Secrets of Optimal Health with "The Healthy Life Cook 2nd Edition"**

Preface: Embark on a Transformative Culinary Journey Welcome to the world of "The Healthy Life Cook 2nd Edition," an indispensable culinary companion designed to empower...