


# Your Beautiful New Floor: The Ultimate Guide to Choosing, Installing, and Maintaining Your Dream Floor

Congratulations! You're about to embark on a journey to transform the look and feel of your home with a beautiful new floor. Whether you're building a new home, remodeling an existing one, or simply refreshing a tired space, choosing the right flooring is essential.



## Your Beautiful New Floor: A Buyer's Guide for Northern Virginia Homeowners

★★★★★ 5 out of 5

Language : English  
File size : 2078 KB  
Text-to-Speech : Enabled  
Enhanced typesetting : Enabled  
Print length : 30 pages  
Lending : Enabled  
Screen Reader : Supported



With so many flooring options available, it can be overwhelming to know where to start. That's why we've created this comprehensive guide to help you make the best decision for your home and your needs.

### Chapter 1: Choosing the Right Flooring

The first step in creating your beautiful new floor is choosing the right flooring material. Here's a breakdown of the most popular flooring types:

- **Hardwood:** Classic and timeless, hardwood flooring adds warmth and character to any space. It's durable, easy to clean, and can increase the value of your home.
- **Laminate:** A budget-friendly alternative to hardwood, laminate flooring offers a wide range of styles and colors. It's easy to install and maintain, making it a great choice for busy families.
- **Vinyl:** Durable and waterproof, vinyl flooring is perfect for kitchens, bathrooms, and other areas that see a lot of traffic. It's available in a variety of styles, including wood-look, tile-look, and stone-look.
- **Tile:** Classic and versatile, tile flooring is a great choice for high-traffic areas and rooms that need to be waterproof. It's easy to clean and maintain, and comes in a wide range of styles and colors.
- **Carpet:** Soft and cozy, carpet adds warmth and comfort to any room. It's a great choice for bedrooms, living rooms, and other areas where you want to create a welcoming atmosphere.

Once you've chosen a flooring material, it's time to consider the style and color. Here are some tips:

- Consider the overall style of your home when choosing a flooring style. For example, hardwood flooring is a great choice for traditional or rustic homes, while laminate flooring is a good option for modern or contemporary homes.
- Think about the color of your walls, furniture, and other décor when choosing a flooring color. You want to create a cohesive look that flows throughout your home.

- Don't be afraid to experiment with different flooring patterns. For example, you could install hardwood flooring in a herringbone pattern or tile flooring in a mosaic pattern.

## **Chapter 2: Installing Your New Floor**

Once you've chosen your flooring, it's time to install it. If you're not experienced in flooring installation, it's best to hire a professional. However, if you're feeling confident, you can DIY your floor installation with the help of our step-by-step instructions.

Here are some general tips for flooring installation:

- Prepare the subfloor by making sure it's level, smooth, and clean.
- Follow the manufacturer's instructions for installing your flooring.
- Use the right tools and materials for the job.
- Take your time and don't rush the process.
- If you make a mistake, don't panic. Just remove the flooring and start over.

## **Chapter 3: Maintaining Your New Floor**

Once your new floor is installed, it's important to maintain it properly so that it lasts for many years to come. Here are some tips for flooring maintenance:


- **Sweep or vacuum your floor regularly** to remove dirt and dust.
- **Mop your floor with a damp mop** and a mild detergent when it's dirty.

- **Avoid using harsh chemicals or abrasive cleaners** on your floor.
- **Protect your floor from scratches and dents** by using furniture pads and rugs.
- **If your floor is damaged, repair it immediately** to prevent further damage.

By following these tips, you can keep your beautiful new floor looking its best for many years to come.

Choosing, installing, and maintaining a new floor is a big project, but it's also a rewarding one. With the right planning and preparation, you can create a beautiful new floor that will transform the look and feel of your home.

So what are you waiting for? Free Download your copy of **Your Beautiful New Floor** today and start creating the home of your dreams!




## Your Beautiful New Floor: A Buyer's Guide for Northern Virginia Homeowners

★★★★★ 5 out of 5

Language : English  
File size : 2078 KB  
Text-to-Speech : Enabled  
Enhanced typesetting : Enabled  
Print length : 30 pages  
Lending : Enabled  
Screen Reader : Supported





## **New Philosophy Henri Bergson: A Revolutionary Approach to Understanding Reality**

In his groundbreaking work, *New Philosophy Henri Bergson*, the renowned philosopher challenges traditional notions of time, space, and reality....



## **Discover the Secrets of Optimal Health with "The Healthy Life Cook 2nd Edition"**

Preface: Embark on a Transformative Culinary Journey Welcome to the world of "The Healthy Life Cook 2nd Edition," an indispensable culinary companion designed to empower...